

Balfour Beatty Rail

english



Electrification Supplies

Overhead Catenary Equipment

Example Product List

Email:alan.herbert@bbrail.com

The following is a list of material categories that we are able to offer.

Material Category	Description
	Foundation Fasteners
1.1	Galvanised foundation bolts up to M48 dia and 1.8 metres long
1.2	Composite bolts
3.1	Resin anchors
3.1	Mechanical anchors
	Tubular steel items
15.1	Rolled hollow section pile foundations
	Universal Column Masts
10.1	Planted
10.2	Bolted base
	Fabricated Structural Steelwork
11.1	Double PFC masts
11.2	Two track cantilevers
11.3	Portal masts and booms
11.4	Three track cantilevers
	Small Part Steelwork
12.1	Channels
12.1	Flats
12.1	Angles
12.1	Plain, cut and drilled, welded
	Structural Poles
14.3	Rolled hollow section masts
15.2	Stepped poles
	Cast iron castings
20.1	Malleable casting
20.1	S.G.iron castings
36.1	Grey iron balance weights
	Sectioning
21.1	High and slow speed section insulators
21.4	Spare parts for the above
21.6	High speed neutral sections
21.7	Spare parts for the above
21.8	In line ceramic bead insulator
	Glass fibre insulators
22.1	Cantilever 25KV AC
22.1	Tension
22.2	Underbridge and tunnel
22.3	Light rail DC
22.5	Composite
22.4	Cast resin
	Porcelain Insulators
23.1	Cantilever
23.1	Tension
23.1	Disc
	Copper conductors
25.1	Contact/trolley wire
25.3	Catenary
25.2	Flexible
25.4	Insulated
25.2	Jumper wire
25.2	Dropper wire
	Aluminium conductors
26.2	Bare stranded
26.3	Insulated stranded
26.1	Aluminium covered steel

Example Product List

Email:alan.herbert@bbrail.com

	Steel Tubes
27.1	Galvanised steel
27.2	Stainless steel
	Galvanised Steel Wire
28.1	Solid
28.2	Stranded
28.3	Insulated
	Stainless Steel Wire
29.1	Stranded
29.2	Solid
29.2	Dropper wire
29.1	Rope
	Ferrous Components
30.1	Formed galvanised tubes
30.2	Forgings
30.2	Turnbuckles
30.3	Galvanised steel items
30.4	Thimbles
30.5	Rope grips
30.6	Stainless steel items
32.1	Nuts and bolts
32.2	Washers
32.3	Friction grip bolts
32.4	Pins
32.6	U Bolts
32.3	Tension control bolts
	Non-Ferrous Components
31.1	Copper based castings
31.2	Aluminium based castings
31.4	Pressings
31.5	Security clips
33.1	Nuts and bolts
33.2	Washers
33.1	Pins
	Rubber and Plastic items
34.1	Rubber and plastic mouldings
34.3	Heat shrink material
	Isolators and switches
35.1	Isolators
35.1	Fuses
35.3	Circuit breakers
35.2	Knife switches
	Balance weight equipment
36.1	Cast iron weights
38.1	Pulley wheels
12.1	Support rods
38.1	Toothed wheels
	Compression Fittings
40.1	Copper lugs
40.1	Aluminium lugs
31.3	Splices

Example Product List

Email:alan.herbert@bbrail.com

Miscellaneous

37.1	Lindapters
37.2	Helical fittings
37.4	Tape
37.5	Bearings
37.7	Self lock nuts
37.8	Parallel groove clamps
37.9	Cable cleats
38.2	Cable ties
38.3	Padlocks and keys
38.5	Spark gaps
38.6	Signs and labels
38.7	Snap and bond clips
38.9	Cable glands and joints
39.1	Straps and buckles
39.2	Cable trays
39.3	Earth rods and clamps
39.6	Track magnets
39.7	Synthetic rope
39.7	Synthetic rope fixings
39.8	Shackles
42.1	Electrical connectors

Example Product List

Email:alan.herbert@bbrail.com

Material Category	Catalogue No.	Reference No.	Description	Image
12.1	144/081/001	0091/020577	BALANCE WEIGHT SUPPORT ROD	 A long, thin metal rod with a square-shaped weight at one end. A small white label with the text '144 / 081 / 001' and '0091 / 020577' is placed next to it.
20.1	120/002/001	0091/010226	BOTTOM MAST BRACKET	 A complex metal bracket with a curved shape and a circular hole. A small white label with the text '120 / 002 / 001' and '0091 / 010226' is placed below it.
20.1	120/019/001	0091/011219	BOTTOM MAST BRACKET	 A metal bracket with a flat base and a curved top section. A small white label with the text '120 / 019 / 001' and '0091 / 011219' is placed below it.
20.1	122/001/001	0091/010241	CLEVIS CLAMP	 A metal clamp with a curved shape and a circular hole. A small white label with the text '122 / 001 / 001' and '0091 / 010241' is placed below it.
20.1	122/002/001	0091/010244	EYE CLAMP	 A metal clamp with a circular hole and a curved shape. A small white label with the text '122 / 002 / 001' and '0091 / 010244' is placed below it.
20.1	122/003/001	0091/010240	BALL CLAMP FOR TUBE	 A metal clamp with a circular hole and a curved shape. A small white label with the text '122 / 003 / 001' and '0091 / 010240' is placed below it.

Example Product List

Email:alan.herbert@bbrail.com

Material Category	Catalogue No.	Reference No.	Description	Image
20.1	122/018/001	0091/010251	HOOK CLAMP FOR TUBE	 122 / 018 / 001 0091 / 010251
20.1	122/020/001	0091/010647	DOUBLE TONGUE CLAMP	 122 / 020 / 001 0091 / 010647
20.1	122/022/001	0091/010656	SPAN WIRE CLAMP	 122 / 024 / 002 0091 / 010238
20.1	122/024/002	0091/010238	RETURN CONDUCTOR CLAMP	 122 / 024 / 002 0091 / 010238
20.1	122/025/001	0091/010239	RETURN CONDUCTOR CLAMP	 122 / 025 / 001 0091 / 010239
20.1	122/052/002	0091/012014	TONGUE CLAMP	 122 / 052 / 002 0091 / 012014

Example Product List

Email:alan.herbert@bbrail.com

Material Category	Catalogue No.	Reference No.	Description	Image
20.1	123/009/004	0091/010252	HOOK CLAMP	
20.1	123/047/002	0091/010225	DROP BRACKET	
20.1	124/001/001	0091/020698	END FITTING FOR 10 TO 12.5 MM DIA WIRES WITH PIN	
20.1	124/001/002	0091/010194	FITTING END 9-9-	
20.1	124/001/005	0091/020575	END FITTING FOR 8 TO 9.9MM DIA WITH PIN	
20.1	124/022/002	0091/011183	END FITTING FOR CONTACT WIRE	

Example Product List

Email:alan.herbert@bbrail.com

Material Category	Catalogue No.	Reference No.	Description	Image
20.1	125/057/001	0091/011285	MID POINT ANCHOR CLAMP FOR TWO WIRES	 A metal anchor clamp with two vertical slots for wires and two horizontal pins on the sides. A small white label with the part number '125 / 057 / 001' and '0091 / 011285' is placed below it.
20.1	126/001/001	0091/010364	MAST BRACKET SWIVEL	 A metal swivel bracket with a circular hole and a smaller hole, and a pin on the side. A small white label with the part number '126 / 001 / 001' and '0091 / 010364' is placed below it.
20.1	126/002/001	0091/010263	SUSPENSION CLAMP	 A metal suspension clamp with a hook-like end and a pin. A small white label with the part number '126 / 002 / 001' and '0091 / 010263' is placed below it.
20.1	126/008/002	0091/010192	DOUBLE CLEVIS WITH PINS	 A metal double clevis with two pins inserted. A small white label with the part number '126 / 008 / 002' and '0091 / 010192' is placed below it.
20.1	126/009/001	0091/010191	CLEVIS AND EYE FITTING	 A metal clevis and eye fitting with a pin. A small white label with the part number '126 / 009 / 001' and '0091 / 010191' is placed below it.
20.1	126/021/001	0091/010649	CLEVIS AND ROD ADJUSTER	 A metal clevis and rod adjuster with a pin. A small white label with the part number '126 / 021 / 001' and '0091 / 010649' is placed below it.






Example Product List

Email:alan.herbert@bbrail.com

Material Category	Catalogue No.	Reference No.	Description	Image
20.1	126/036/001	0091/011186	THIMBLE	
20.1	129/009/005	0091/011179	SUPPORT CLAMP	
20.1	130/001/001	0091/010245	EYE CLAMP FOR 1, 2 OR 3 STRANDED WIRES	
20.1	130/012/001	0091/010247	SPAN WIRE CLEVIS CLAMP	
20.1	140/002/001	0091/010044	MAST BRACKET BODY	
20.1	140/013/001	0091/010230	INSULATOR SUPPORT BRACKET	

Example Product List

Email:alan.herbert@bbrail.com

Material Category	Catalogue No.	Reference No.	Description	Image
20.1	140/018/001	0091/011218	BOTTOM MAST BRACKET	 A metal bracket with two circular holes on one side and a single hole on the other, with a small label below it reading '140 / 018 / 001' and '0091 / 011218'.
20.1	140/019/001	0091/011220	BOTTOM MAST BRACKET	 A metal bracket with two circular holes on one side and a single hole on the other, with a small label below it reading '140 / 019 / 001' and '0091 / 011220'.
20.1	140/054/001	0091/002406	TERMINATION BRACKET	 A metal bracket with a circular hole on top and four circular holes on the base, with a small label below it reading '140 / 054 / 001' and '0091 / 002406'.
20.1	142/028/001	0091/010279	RETURN CONDUCTOR INSULATOR TUBE ADAPTOR CLAMP	 A metal clamp with two circular holes, with a small label below it reading '142 / 028 / 001' and '0091 / 010279'.
20.1	143/047/001	0091/011258	HALF CLAMP FOR CATENARY	 A metal clamp with two circular holes and a central slot, with a small label below it reading '143 / 047 / 001' and '0091 / 011258'.
20.1	144/041/001	0091/010105	CAP TOP CLAMP	 A metal clamp with a central slot and two circular holes, with a small label below it reading '144 / 041 / 001' and '0091 / 010105'.

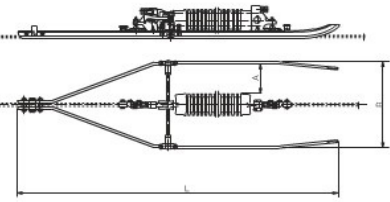





Example Product List

Email:alan.herbert@bbrail.com

Material Category	Catalogue No.	Reference No.	Description	Image
20.1	144/062/001	0091/011187	END FITTING WEDGE	 A small, grey, rectangular metal wedge with a textured surface. A label below it reads "144 / 062 / 001" and "0091 / 011187".
20.1	145/040/001	0091/010306	CLEVIS & TONGUE CASTING	 A grey metal casting with a central circular hole and two side loops. A label below it reads "145 / 040 / 001" and "0091 / 010306".
20.1	146/003/001	0091/010163	SUSPENSION CLAMP PLATE	 A grey metal plate with a central hole and a side loop. A label below it reads "146 / 003 / 001" and "0091 / 010163".
20.1	146/013/001	0091/010081	SOCKET & TONGUE CASTING	 A grey metal casting with a socket-like end and a tongue-like end. A label below it reads "146 / 013 / 001" and "0091 / 010081".
20.1	149/009/001	0091/010308	TOP CLAMP CASTING	 A grey metal casting with a central hole and a side loop. A label below it reads "149 / 009 / 001" and "0091 / 010308".
21.1	121/009/002	0091/000871	HIGH SPEED SECTION INSULATOR	 A photograph of a high-speed section insulator mounted on a power line against a blue sky.







Example Product List

Email:alan.herbert@bbrail.com

Material Category	Catalogue No.	Reference No.	Description	Image
21.1	121/038/001	0091/000811	SLOW SPEED SECTION INSULATOR	
21.4	121/255/001	0091/000683	END FITTING FOR HIGH SPEED SECTION INSULATOR	
21.4	K72462-01	0091/001985	END FITTING FOR HIGH SPEED SECTION INSULATOR	
21.4	K72552-02	0091/002085	RUNNER LH	
21.4	K72558-01	0091/001794	ARCING HORNS AND SKIDS FOR HIGH SPEED SECTION INSULATOR	
21.4	365/53-/504	0091/002104	ARCING HORN	







Example Product List

Email:alan.herbert@bbrail.com

Material Category	Catalogue No.	Reference No.	Description	Image
21.4	K72560-01	0091/001785	BRIDGE BICC	
21.4	K72563-01	0091/000792	SKID FOR HIGH SPEED SECTION INSULATOR	
21.4	K72 563 /03	0091/011291	SINGLE SKID DOUBLE THICKNESS FOR VERY HIGH SPEED SECTION INSULATOR	
21.4	K12 832 -01	0091/020320	LONG RUNNER FOR HIGH SPEED SECTION INSULATOR	
21.4	K12 833 -01	0091/020321	SHORT RUNNER FOR HIGH SPEED SECTION INSULATOR	
21.7	121/255/005	0091/000690	CROSS CLAMP FOR HIGH SPEED NEUTRAL SECTION	

Example Product List

Email:alan.herbert@bbrail.com

Material Category	Catalogue No.	Reference No.	Description	Image
21.7	127/011/006	0091/002429	ANTI TORSION DROPPER FOR NEUTRAL SECTION	
21.7	127/023/001	0091/002432	ARC CATCHER ASSEMBLY FOR NEUTRAL SECTION	 <p>127 / 023 / 001 0091 / 002432</p>
30.1	123/003/004	0091/010216	STEADY ARM	 <p>123 / 003 / 004 0091 / 010216</p>
30.1	123/004/001	0091/010219	STEADY ARM SHALLOW CURVE	 <p>123 / 004 / 001 0091 / 010219</p>
30.1	123/004/003	0091/010220	STEADY ARM SHALLOW CURVE	 <p>123 / 004 / 003 0091 / 010220</p>
30.1	123/014/001	0091/010222	STEADY ARM DEEP CURVE	 <p>123 / 014 / 001 0091 / 010222</p>

Example Product List

Email:alan.herbert@bbrail.com

Material Category	Catalogue No.	Reference No.	Description	Image
30.1	123/014/002	0091/010223	STEADY ARM DEEP CURVE	 A long, thin metal arm with a deep curve at one end and a hook-like end at the other. A small white label with the text '123 / 014 / 002' and '0091 / 010223' is placed below the arm.
30.1	123/014/003	0091/012182	STEADY ARM DEEP CURVE	 A long, thin metal arm with a deep curve at one end and a hook-like end at the other. A small white label with the text '123 / 014 / 003' and '0091 / 012182' is placed below the arm.
30.2	126/032/001	0091/020578	TURNBUCKLE WITH EYE AND CLEVIS	 A metal turnbuckle with a circular eye at one end and a clevis at the other. A small white label with the text '126 / 032 / 001' and '0091 / 020578' is placed below the turnbuckle.
30.2	126/803/001	0091/030240	DOUBLE CLEVIS HIGH STRENGTH	 A metal component with two clevis ends. A small white label with the text '126 / 803 / 001' and '0091 / 030240' is placed below the component.
30.2	HP/91/49/001	0091/000049	TURNBUCKLE MK I	 A metal turnbuckle with a circular eye at one end and a clevis at the other. A small white label with the text 'HP/91/49/001' and '0091 / 000049' is placed above the turnbuckle.
30.3	91/ 101 ---	0091/000101	STEADY ARM FLAT GALVANISED	 A long, thin metal arm with a slight curve at one end and a hook-like end at the other. A small white label with the text '0091 / 000101' is placed below the arm.

Example Product List

Email:alan.herbert@bbrail.com

Material Category	Catalogue No.	Reference No.	Description	Image
30.3	91/ 158 - - -	0091/000158	STEADY ARM FLAT GALVANISED	
30.5	121/071/004	0091/010373	TWO WIRE GRIP	
30.6	144/011/001	0091/011058	JOURNAL S/STEEL	
31.1	125/018/001	0091/010266	TWIN CONTACT WIRE CLAMP	
31.4	125/006/002	0091/000254	DROPPER CLIP	
31.4	125/021/002	0091/010190	CATENARY WIRE CLIP FOR 9.3MM DIA WIRE	




Example Product List

Email:alan.herbert@bbrail.com

Material Category	Catalogue No.	Reference No.	Description	Image
31.4	146/801/001	0091/012016	LINER COPPER	
31.4	988/125/029	0091/011576	PROTECTIVE SADDLE	
31.4	K70 257 -01	0091/002146	CATENARY CLIP FOR WIRE 37/.093"	
32.1	149/812/001	0091/002419	COUPLER M16 -	
32.4	91/ 457 - - -	0091/000457	SNAP HEAD PIN STEEL 5/8" DIA X 2" X 2.1/4"	
32.4	997/062/002	0091/011905	SNAP HEAD PIN	

Example Product List

Email:alan.herbert@bbrail.com

Material Category	Catalogue No.	Reference No.	Description	Image
32.6	148/097/002	0091/020730	"U" BOLT STAINLESS STEEL	
33.1	91/ 499 - - -	0091/000499	SNAP HEAD PIN PHOSPHOR BRONZE	
34.1	149/860/001	0091/002547	PACKER PLASTIC FOR TRACK MAGNET	
37.1	121/135/001	0091/041420	PACKER STEEL GALV	
37.2	121/091/001	0091/011180	DEAD END FITTING	
37.2	91/ 115 82 -	0091/011582	PATCH RODS	

Example Product List

Email:alan.herbert@bbrail.com

Material Category	Catalogue No.	Reference No.	Description	Image
37.9	128/007/004	0091/011069	CABLE CLEAT	
38.2	125/802/001	0091/012307	CONDUCTOR TIE	
42.1	121/168/006	0091/001398	COMPRESSION SPLICE	

Example Product List

Email:alan.herbert@bbrail.com

Products Listed in Catalogue Order

Catalogue No.	Material Category	Reference No.	Description
120/002/001	20.1	0091/010226	BOTTOM MAST BRACKET
120/019/001	20.1	0091/011219	BOTTOM MAST BRACKET
121/009/002	21.1	0091/000871	HIGH SPEED SECTION INSULATOR
121/038/001	21.1	0091/000811	SLOW SPEED SECTION INSULATOR
121/071/004	30.5	0091/010373	TWO WIRE GRIP
121/091/001	37.2	0091/011180	DEAD END FITTING
121/135/001	37.1	0091/041420	PACKER STEEL GALV
121/168/006	42.1	0091/001398	COMPRESSION SPLICE
121/255/001	21.4	0091/000683	END FITTING FOR HIGH SPEED SECTION INSULATOR
121/255/005	21.7	0091/000690	CROSS CLAMP FOR HIGH SPEED NEUTRAL SECTION
122/001/001	20.1	0091/010241	CLEVIS CLAMP
122/002/001	20.1	0091/010244	EYE CLAMP
122/003/001	20.1	0091/010240	BALL CLAMP FOR TUBE
122/018/001	20.1	0091/010251	HOOK CLAMP FOR TUBE
122/020/001	20.1	0091/010647	DOUBLE TONGUE CLAMP
122/022/001	20.1	0091/010656	SPAN WIRE CLAMP
122/024/002	20.1	0091/010238	RETURN CONDUCTOR CLAMP
122/025/001	20.1	0091/010239	RETURN CONDUCTOR CLAMP
122/052/002	20.1	0091/012014	TONGUE CLAMP
123/003/004	30.1	0091/010216	STEADY ARM
123/004/001	30.1	0091/010219	STEADY ARM SHALLOW CURVE
123/004/003	30.1	0091/010220	STEADY ARM SHALLOW CURVE
123/009/004	20.1	0091/010252	HOOK CLAMP
123/014/001	30.1	0091/010222	STEADY ARM DEEP CURVE
123/014/002	30.1	0091/010223	STEADY ARM DEEP CURVE
123/014/003	30.1	0091/012182	STEADY ARM DEEP CURVE
123/047/002	20.1	0091/010225	DROP BRACKET
124/001/001	20.1	0091/020698	END FITTING FOR 10 TO 12.5 MM DIA WIRES WITH PIN
124/001/002	20.1	0091/010194	FITTING END 9-9-
124/001/005	20.1	0091/020575	END FITTING FOR 8 TO 9.9MM DIA WITH PIN
124/022/002	20.1	0091/011183	END FITTING FOR CONTACT WIRE
125/006/002	31.4	0091/000254	DROPPER CLIP
125/018/001	31.1	0091/010266	TWIN CONTACT WIRE CLAMP
125/021/002	31.4	0091/010190	CATENARY WIRE CLIP FOR 9.3MM DIA WIRE
125/057/001	20.1	0091/011285	MID POINT ANCHOR CLAMP FOR TWO WIRES
125/802/001	38.2	0091/012307	CONDUCTOR TIE
126/001/001	20.1	0091/010364	MAST BRACKET SWIVEL
126/002/001	20.1	0091/010263	SUSPENSION CLAMP
126/008/002	20.1	0091/010192	DOUBLE CLEVIS WITH PINS
126/009/001	20.1	0091/010191	CLEVIS AND EYE FITTING
126/021/001	20.1	0091/010649	CLEVIS AND ROD ADJUSTER
126/032/001	30.2	0091/020578	TURNBUCKLE WITH EYE AND CLEVIS
126/036/001	20.1	0091/011186	THIMBLE
126/803/001	30.2	0091/030240	DOUBLE CLEVIS HIGH STRENGTH
127/011/006	21.7	0091/002429	ANTI TORSION DROPPER FOR NEUTRAL SECTION
127/023/001	21.7	0091/002432	ARC CATCHER ASSEMBLY FOR NEUTRAL SECTION
128/007/004	37.9	0091/011069	CABLE CLEAT
129/009/005	20.1	0091/011179	SUPPORT CLAMP
130/001/001	20.1	0091/010245	EYE CLAMP FOR 1, 2 OR 3 STRANDED WIRES
130/012/001	20.1	0091/010247	SPAN WIRE CLEVIS CLAMP
140/002/001	20.1	0091/010044	MAST BRACKET BODY
140/013/001	20.1	0091/010230	INSULATOR SUPPORT BRACKET
140/018/001	20.1	0091/011218	BOTTOM MAST BRACKET
140/019/001	20.1	0091/011220	BOTTOM MAST BRACKET
140/054/001	20.1	0091/002406	TERMINATION BRACKET
142/028/001	20.1	0091/010279	RETURN CONDUCTOR INSULATOR TUBE ADAPTOR CLAMP

Example Product List

Email:alan.herbert@bbrail.com

Catalogue No.	Material Category	Reference No.	Description
143/047/001	20.1	0091/011258	HALF CLAMP FOR CATENARY
144/011/001	30.6	0091/011058	JOURNAL S/STEEL
144/041/001	20.1	0091/010105	CAP TOP CLAMP
144/062/001	20.1	0091/011187	END FITTING WEDGE
144/081/001	12.1	0091/020577	BALANCE WEIGHT SUPPORT ROD
145/040/001	20.1	0091/010306	CLEVIS & TONGUE CASTING
146/003/001	20.1	0091/010163	SUSPENSION CLAMP PLATE
146/013/001	20.1	0091/010081	SOCKET & TONGUE CASTING
146/801/001	31.4	0091/012016	LINER COPPER
148/097/002	32.6	0091/020730	"U" BOLT STAINLESS STEEL
149/009/001	20.1	0091/010308	TOP CLAMP CASTING
149/812/001	32.1	0091/002419	COUPLER M16 -
149/860/001	34.1	0091/002547	PACKER PLASTIC FOR TRACK MAGNET
365/53-/504	21.4	0091/002104	ARCING HORN
91/ 101 - - -	30.3	0091/000101	STEADY ARM FLAT GALVANISED
91/ 115 82 -	37.2	0091/011582	PATCH RODS
91/ 158 - - -	30.3	0091/000158	STEADY ARM FLAT GALVANISED
91/ 457 - - -	32.4	0091/000457	SNAP HEAD PIN STEEL 5/8" DIA X 2" X 1/4"
91/ 499 - - -	33.1	0091/000499	SNAP HEAD PIN PHOSPHOR BRONZE
988/125/029	31.4	0091/011576	PROTECTIVE SADDLE
997/062/002	32.4	0091/011905	SNAP HEAD PIN
HP/91/49/001	30.2	0091/000049	TURNBUCKLE MK I
K12 832 -01	21.4	0091/020320	LONG RUNNER FOR HIGH SPEED SECTION INSULATOR
K12 833 -01	21.4	0091/020321	SHORT RUNNER FOR HIGH SPEED SECTION INSULATOR
K70 257 -01	31.4	0091/002146	CATENARY CLIP FOR WIRE 37/.093"
K72 563 /03	21.4	0091/011291	SKID DOUBLE THICKNESS, VERY HIGH SPEED SECTION INSULATOR
K72462-01	21.4	0091/001985	END FITTING FOR HIGH SPEED SECTION INSULATOR
K72552-02	21.4	0091/002085	RUNNER LH
K72558-01	21.4	0091/001794	ARCING HORNS AND SKIDS FOR HIGH SPEED SECTION INSULATOR
K72560-01	21.4	0091/001785	BRIDGE BICC
K72563-01	21.4	0091/000792	SKID FOR HIGH SPEED SECTION INSULATOR

Balfour Beatty Rail Projects
Electrification Supplies
Stephenson House
Acornfield Road
Knowsley Industrial Park North
Liverpool
Merseyside
L33 7TY
United Kingdom

Contact	Telephone	Fax	Email
Alan Herbert	0151 632 8258	0151 548 6427	alan.herbert@bbrail.com
Yvonne Bennett	0151 632 8293	0151 548 6427	yvonne.bennett@bbrail.com